


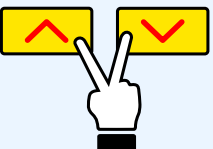



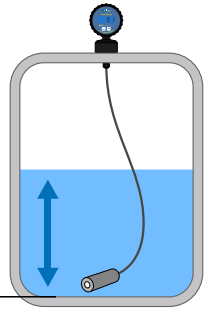









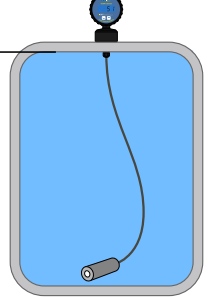


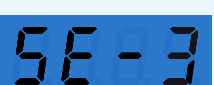




Programming Display

Quick Start

| STEPS  | DISPLAY   | ACTION   |  |   |
|--|---|--|--|---|
| <p><b>Main Display</b></p> <p>Press   HOLD</p> <p>1.</p>     |                            | <p><b>1<sup>st</sup>. Step</b><br/>Press and Hold Both</p>   | <p>SE-1<br/>Default Set to</p>   |   |
| <p><b>Low Level Value</b></p> <p>Press 1x </p> <p>2.</p>  | <br>Low Value - 4mA = 0    | <p><b>2<sup>nd</sup>. Step</b><br/>Default Preset = 000.0<br/>No need to change</p> <p>Press. </p>  |  <p>4mA Empty</p> |   |
| <p>Press 2 sec </p> <p>4.</p>   |                            | <p><b>4<sup>th</sup> Step</b><br/>In this screen press and hold  for 2 sec</p>  |  |   |
| <p><b>High Level Value</b></p> <p>Enter High Level Value</p> <p>5.</p>   | <br>Enter Max Tank Value | <p><b>5<sup>th</sup> Step</b></p> <p> Move cursor</p> <p> Change number to desired value<br/>(Note: This value is your max tank level)<br/>Inches   Gallons   Liters</p> |  | <p>SE-2<br/>Set High Liquid Level Value</p> <p>Value = Max Fill Height</p>                                |
| <p>Press 2 sec to SAVE </p> <p>6.</p>   |                          | <p><b>6<sup>th</sup> Step</b><br/>Press 2 sec to SAVE</p>   |  | <p>Inches   Gal</p>  |
| <p><b>Return to Main Display</b></p> <p>Press   HOLD</p> |                          | <p><b>7<sup>th</sup> Step</b><br/>Press &amp; Hold Return to Main Display</p>   |  |   |
|  | <br>Current Level Value  | <p><b>Finished</b></p> <p>Current Tank Level</p>   |  |   |